

Medical College of Wisconsin Cancer Center




THE CANCER RESEARCHER

15 reasons to choose Froedtert & The Medical College of Wisconsin:
Learn more about our innovative cancer programs.




Clinical Cancer Center
Special Report 2013



“
I’m Glenn,
and I am
a cancer
researcher.”

Glenn Krizan
Skin lymphoma survivor



Adult Clinical Trials



Thank you for your interest in opening your clinical trial at the Medical College of Wisconsin Cancer Center (MCWCC).

This document summarizes information frequently requested by study sponsors as part of routine start-up, including overviews of our internal activation process, staff, and facilities. It is our policy to provide all sponsors/CROs with this detailed information packet about our site in lieu of continually answering comparable questions on feasibility questionnaires. This saves our busy staff time and effort, and it allows us to respond to you more quickly. We are more than happy to answer study-specific questions (e.g., anticipated enrollment, competing studies) that are not covered within this document.

Adult and Pediatric Trials

We have comprehensive research programs for both adult and pediatric cancers. This document focuses on information pertaining to *adult* cancer research. Our pediatric cancer research program is partnered with Children’s Wisconsin and the MACC Fund Center for Cancer & Blood Disorders.

If you are interested in opening a pediatric, adolescent, or young adult trial at our site, please contact the pediatric oncology Research Manager for information regarding our pediatric staff, resources, and facilities:

Christopher Henchen (Phone: 414-266-8913; Email: chenchen@mcw.edu)

Contact Information for Adult Trials

Our Clinical Trials Office (CTO) Research Managers are the primary contacts for new studies. *Please do not contact regulatory, budget, or contract staff until advised by the Research Manager.*

Disease Group	Research Manager	Contact Information
Phase I, Solid Tumor	Jennifer Fleischman, RN, BBA, CCRP	Phone: 414.805.3645 Email: jfleischman@mcw.edu
Phase I, Hematology	Katelyn Gauger, BS, CCRP	Phone: 414.805.4587 Email: kgauger@mcw.edu
Hematology Cellular Therapeutics	Debbie Pastorek, BS, RN, CCRC	Phone: 414.805.6837 Email: dpastore@mcw.edu
Bone Marrow Transplant, Solid Tumor Cellular Therapeutics	Kayla Peterson, BS	Phone: 414.805.0769 Email: kpeterson@mcw.edu
Breast, Central Nervous System	Melissa Lingongo, BS, CCRC	Phone: 414.805.0791 Email: mlingongo@mcw.edu
Gastrointestinal	Haley Heaviland, ALB, CCRP	Phone: 414.805.8696 Email: hheavila@mcw.edu
Genitourinary	Jaime Goeldner, BS, CCRP	Phone: 414.805.8943 Email: jgoeldner@mcw.edu

Gynecology	Subarna Paul, MBBS, MSc, CCRC	Phone: 414.805.8594 Email: supaul@mcw.edu
Hematology	Deepa Pereira, BSN, RN, CCRP	Phone: 414.805.8784 Email: dpereira@mcw.edu
Skin, Head/Neck, Sarcoma, Thoracic	Cindy Dwight, RN, ND, CCRC	Phone: 414.805.0818 Email: cdwight@mcw.edu

SITE BACKGROUND

The Medical College of Wisconsin Cancer Center (MCWCC) is a not-for-profit academic research center dedicated to reducing our patients' cancer burden through innovative research into its causes, prevention, early detection and treatment. We are partnered with Froedtert Hospital, Children's Wisconsin, Clement Zablocki VA Medical Center, and Versiti Blood Center of Wisconsin.

Our Cancer Center is comprised of more than 250 physicians and scientists, and we are the only academic cancer center in Wisconsin's most populous region, serving more than 3 million people. MCW has been conducting cancer clinical research for over 30 years, and we have ~200 investigator-initiated, industry- and federally-sponsored trials open to accrual at any given time. We have centralized Clinical Trials Offices with disease-specific research teams, regulatory, and administrative staff who are experienced in managing Phase I to IV studies.

Medical College of Wisconsin Cancer Center
9200 W. Wisconsin Avenue
Milwaukee, Wisconsin 53226

VIRTUAL TOUR - <https://mcw.box.com/s/u945vqztiz1rqzqso2z3logqijtk38e1>

INVESTIGATOR SPECIALTIES and RESEARCH STAFF

Potential Investigators

Currently we have over 80 physicians on adult disease-specific research teams:

Breast	Gynecology	Central Nervous System
Genitourinary	Sarcoma	Bone Marrow Transplant
Gastrointestinal	Thoracic	Cell Therapy
Leukemia	Lymphoma	Plasma Cell Disorders
Head & Neck	Skin	Cancer Control and Prevention

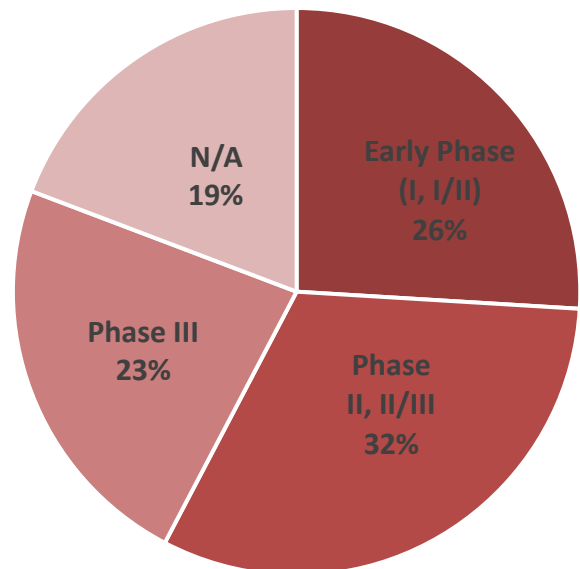
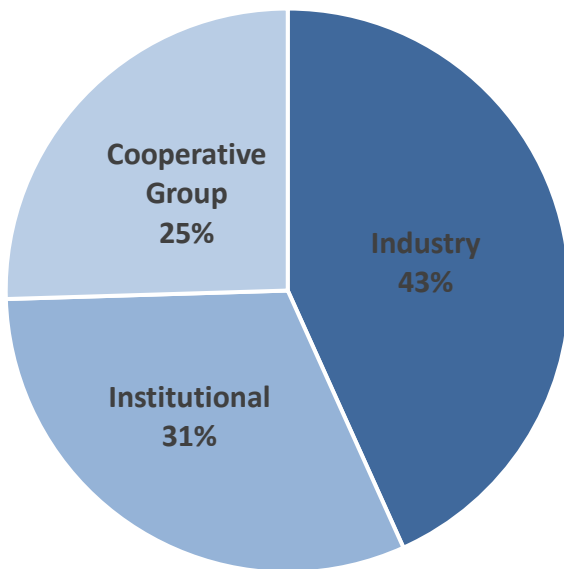
We have investigators representing all modalities/specialties, including hematology/oncology, radiation oncology, interventional radiology, surgery, and gynecology oncology among others. Additional investigator information is available upon request once an investigator has been identified (e.g., investigator's research experience).

Study Staff

- Disease-specific research managers, research nurses, study coordinators, and research assistants – We have an average of 1-2 coordinators per disease site, each handling 5-10 actively recruiting studies, with the number varying depending on study complexity.
- Laboratory assistants aid with study sample processing and shipping to central labs
- Dedicated education staff train all new coordinators on standard procedures. All study staff are CITI Human Subject Research and GCP-trained. Training is renewed every 3 years.
- Dedicated regulatory, operations, budget, and contract specialists
- Dedicated Epic/Beacon support
- OnCore clinical trial management specialists

TRIAL PORTFOLIO

We have ~200 studies open to accrual at any given time (~175 interventional), encompassing all phases and sponsor types.



Catchment area: MCWCC recruits participants primarily from the counties comprising Wisconsin’s eastern corridor. Most patients come from southeastern Wisconsin, but we also attract a significant number of patients from northeastern Wisconsin, particularly the Green Bay area.

FH Population: Around 4600 new cancer patients are seen at Froedtert every year.

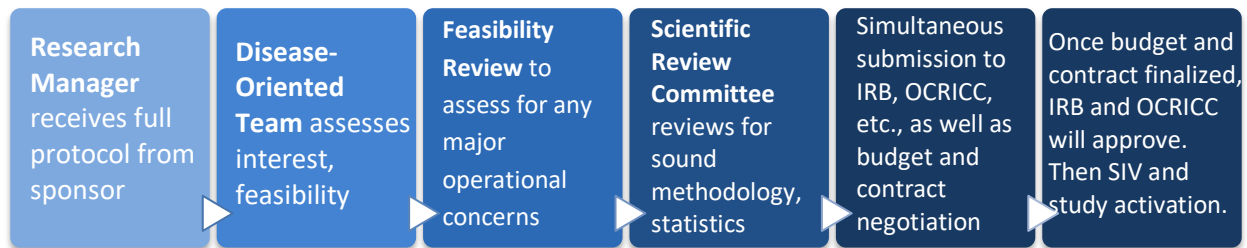
Sex ratio: 50.0% women
50.0% men

Race/ethnicity: 84.7% White, 10.7% Black,
3.6% Hispanic, 1.7% Asian
0.5% Native American

Accrual: Average of 55 interventional accruals per month, 650 per year

- Recruitment:** Subjects are recruited onto trials through a variety of methods:
- Primarily through treating physicians at the Cancer Center
 - Referrals from Froedtert Hospital inpatient and outpatient clinics, Froedtert Health community sites, outside physicians, Second Opinion programs
 - Internal review at grand rounds, tumor boards, etc.
 - Searchable website with list of actively recruiting studies: <http://www.froedtert.com/research/clinical-trials/cancer/search>
 - Community events, cancer support groups
 - MCWCC and Froedtert publications including print and electronic newsletters and magazines; advertisements in local media; mailings to outside physicians
 - Patient database, data/record mining

Overview of Study Start-Up Process



Our overall start-up time from receiving the full protocol to study activation is 4-6 months. In order to activate a trial at the MCWCC, the protocol must undergo reviews by the above committees. All necessary documents must be made available in order to start the protocol review process, including a full protocol, investigator brochure, MSDS (if available), budget/contract templates and any applicable study manuals (pharmacy, central lab, etc.). All reviews are sequential up to Scientific Review Committee (SRC) approval. Once SRC approval is granted, the remaining activation steps are completed in parallel.

1. Disease-Oriented Team Review

Every potential study is first reviewed by the Disease-Oriented Teams (DOTs). New studies are presented at the meeting, where the patient population, competing trials, and resource availability are discussed. If a PI has not yet been identified, the committee will identify one. DOT approval is needed before moving on to feasibility review.

Timeline: Each DOT meets monthly. The time to approval depends on the date of receipt of the finalized protocol in relation to the DOT cycle, but approval usually occurs within 3-4 weeks.

2. Feasibility Review

Once approved by the DOT, the study moves to the Operational Feasibility Committee (OFC) for review. The OFC is composed of clinical trials office staff including the operations team, research manager, and Froedtert Hospital staff including investigational pharmacy, outpatient and inpatient nursing (as applicable), and any other department who may be involved in the study. The protocol and all supporting documents will be reviewed at the OFC meeting, and if there are no major operational concerns, the study will proceed to the Protocol Feasibility Review Committee to confirm funding and staffing availability. Once approved, the study proceeds to the Scientific Review Committee (SRC).

For OFC review, mandatory documents include (1) the final protocol, (2) the associated Investigator Brochure(s), (3) the MSDS, if available, (4) budget/contract templates, (5) all available manuals (lab, pharmacy, etc.), and (6) any other study documents as applicable.

Timeline: The OFC meets twice per month (1st and 3rd Wednesdays). Studies are added to the agenda of the next available meeting date once all required documents are received. If there are any outstanding questions or concerns, these will be compiled in an email and sent to the sponsor for input, usually within a week of the meeting date. It is requested that sponsors provide a response within 2 weeks of receiving any follow-up questions.

3. Scientific Review Committee

All cancer-related studies must be reviewed by the Scientific Review Committee (SRC) to ensure they are scientifically sound and feasible. This committee is composed of physicians, nurses, biostatisticians, and a pharmacist, providing a range of expertise. Studies need SRC approval in order to move on to the IRB.

For SRC review, mandatory documents include (1) the final protocol, (2) the associated Investigator Brochure(s), and (3) confirmation from sponsor that MCWCC was chosen as a participating site.

Timeline: The SRC meets twice per month (1st and 3rd Mondays). Protocols must be submitted at least a week in advance of the meeting. Decision letters requesting more information or revisions to the protocol usually go out to the PI within a week of the meeting. When a study is approved, an automated notification is immediately sent to the PI and Regulatory staff. The median time from submission to approval for industry studies is 18 days.

4. Institutional Review Board

Medical College of Wisconsin/Froedtert Hospital IRB

<https://www.mcw.edu/departments/human-research-protection-program>

Pre-Submission Process

- Once a study is SRC approved, it is assigned to a Regulatory Specialist (RS) who contacts the sponsor with an approximate start time for working on the submission.
- The RS gathers required signatures on startup documents and begins drafting the submission. They will contact the sponsor with any questions.
- Once a draft submission is complete, it is reviewed by the Research Manager and any remaining questions will be sent to the sponsor.
- At that point, the RS will send the consent form to the sponsor for review and approval.
- Once all questions are resolved, the study can then be submitted to the IRB.

IRB Review Process

- Upon submission, an initial pre-review is performed for completeness and to determine the type of IRB review needed based on study risk. Most studies will require full committee review. Once the study team responds to any queries, a review date is set.
- Expedited IRB review is permitted for amendments meeting certain risk criteria.
- The MCW IRB does not require payment of any fees ahead of submission or prior to the release of the final approval documents; IRB fees are invoiced separately.
- IRB committee rosters can be found [here](#).

Timeline

- A draft submission is ready 4-6 weeks from the time the RS begins working on it; however, this is dependent on the responsiveness of the sponsor to questions and regulatory document workload.
- Review of the draft submission by the Research Manager takes 2-4 weeks.
- There are four IRB committees. Each meets twice monthly.
- Submissions should be received by the IRB at least 2 weeks in advance of a meeting.
- Written confirmation of approval (or list of items to be amended) is provided 7-10 days after the meeting.
- It is approximately 2 months from IRB submission to IRB approval.
- PLEASE NOTE: IRB will not grant final approval until there is a fully executed contract.

FDA Audit

The MCW IRB has been audited by the FDA. Since the formation of the CTO in 2012, no investigator on a CTO-managed clinical trial has received a Form FDA 483.

Use of CIRBs

Currently, our IRB does not permit the use of external IRBs except under specific circumstances (NCI CIRB, some phase I trials). For phase I trials, we are able to utilize an external IRB if the sponsor is using that IRB for all sites in the trial (i.e., sponsor submits documents on our behalf).

Other Regulatory Start-Up

All protocols are reviewed by Froedtert Hospital's Office of Clinical Research and Innovative Care Compliance (OCRICC). OCRICC reviews a study's procedures and determines whether items should be billed as standard of care or research. We also utilize vendor services for Medicare coverage analyses.

Other committees may need to review depending on the content of the protocol:

- Institutional BioSafety Committee – required if study procedures include the use of toxins, pathogens, recombinant DNA, or synthetic nucleic acids
- Radiation Safety Committee – required if study procedures include Irradiators, CT, X-Rays, DEXA scans, Fluoroscopy, and/or unsealed radioactive materials; all non-standard of care procedures also need State of Wisconsin approval
- MRI Safety Committee – required if the study procedures include any MRI scanning that is 1) not routinely performed for similar patients not enrolled in a clinical trial, 2) not performed for this study at Froedtert Hospital Radiology, or 3) not billed to the patient's insurance as routine care cost

Timeline: Submissions to the above bodies occur prior to or simultaneous with IRB submission, so reviews occur in parallel. OCRICC will not give final approval until after IRB approval, usually within 10 days.

- All of our investigators' CVs and medical licenses are housed centrally in our electronic files and are signed and dated. We will not complete abbreviated "one-page" CVs or profiles.
- All of our investigators and research staff have completed CITI Human Subjects' Research Training and GCP Training. Certificates are housed electronically and copies are available upon request. Our institution requires these to be current within 3 years.
- We maintain electronic and paper regulatory binders. Each study has an electronic folder stored on our secure servers. The paper binders are kept in a locked room. Paper documents are scanned and electronic copies are kept for back-up purposes.

Budgets and Contracts

Budget and contract review begins upon SRC approval. A copy of the full protocol must be available beforehand. The contract, budget and IRB submission finalization can occur in parallel; however, the contract must be fully executed before the IRB can issue final approval letters. Budget/Contract negotiations are handled directly with Cancer Center CTO finance staff in conjunction the Office of Grants & Contracts who is responsible for final contract negotiations and oversight. Tracked changes and rationale for edits to the Budget/CTA are required for efficient negotiations.

Some services provided under our trial agreements may be conducted at our institution's affiliate hospital, Froedtert Hospital, 9200 W. Wisconsin Avenue, Milwaukee, WI 53226. MCW and Froedtert are parties to a Research Affiliation Agreement which has been in place for 30+ years and remains current. Under this agreement, MCW is responsible for directing and controlling all research, including the training and oversight of all research activities conducted at the hospital. The integration of research amongst the two institutions is seamless, and we participate in numerous joint ventures with one another and average 300+ active studies per year which are commercially funded. With this structure in place, Froedtert Hospital will not be a party to our study agreements, nor will facility use agreements be executed.

Additionally, our site has contracted several vendors for services related to clinical trial start-up and management activities, including cost/coverage analysis, budget negotiations and study calendar development for our CTMS. Performance of these study-related activities require the study documents (protocol, IBs, study manuals, ICF, etc.). As these activities typically commence before a study agreement is executed, MCW staff will work with the appropriate Sponsor representative to ensure study-specific confidentiality terms are in place between the Sponsor and MCW allowing disclosure to such vendors, while ensuring the appropriate confidentiality protections are in place. Timely cooperation with this matter will ensure no unnecessary delays occur.

The following items are required for budget development: budget and contract template, IND number, current study protocol, investigator brochures, informed consent forms, and all applicable study manuals.

Timeline: The Clinical Trial Agreement (CTA), budget review, and budget negotiation are done in parallel. The composition of our site's required Medicare Coverage Analysis (MCA)

takes 10-14 business days. The MCA is then submitted to our compliance office (OCRICC) for review, corrections and final approval, also taking approximately 10-14 business days. Budget development and negotiations commence upon approval of the MCA. The study agreement is circulated for Principal Investigator and Departmental approvals. Upon approval, the study agreement is submitted to our Office of Grants & Contracts (GCO). Approvals typically take 2-3 weeks, and the agreement review takes another 2-3 weeks once sent to GCO. On average, the CTA and budget process can take up to 8-14 weeks. The timeline is highly dependent on study complexity and protocol requirements (e.g., special labs, additional imaging), internal approvals, availability of all documents, sponsor responsiveness and receiving appropriate rationale for changes during negotiation.

Study Activation

- We strongly prefer to schedule Site Initiation Visits (SIVs) after we receive IRB approval.
- Every effort will be made to make the following staff available at the SIV as needed: PI, Research Manager, study coordinators, Pharmacy, Regulatory Specialist, CTO Lab assistants, Cancer Center Lab, Translational Research Unit (TRU), representatives from specific specialties
- Training logs will be signed at the SIV or sent out electronically afterward.
- Delegation of Authority: The CTO employs a Master Signature Log listing all staff assigned to any protocol and their delegated tasks. A separate Protocol-Specific Delegation of Authority Log lists study staff members and any additional duties. Sponsor provided delegation logs will not be used. Copies of the master log are available to sponsors.

Overview of Resources and Facilities

INVESTIGATIONAL PHARMACY

Froedtert Hospital's Investigational Pharmacy employs seven pharmacists and four research assistants. The site is adequately staffed to perform blinded and un-blinded studies.

- Investigational drug supplies are stored in clearly labeled, designated areas, separate from standard pharmacy stock, according to conditions specified by the protocol.
- All investigational drugs are kept locked at all times and are accessible only to authorized personnel.
- Available storage: ambient, 2-8°C, -20°C, -80°C
- Continuous temperature logs are maintained for drugs stored at room temperature, as well as in refrigerators and freezers. A continuous read system (Primex) triggers an alert to pharmacy staff if a refrigerator, freezer, or ambient temperature goes out of range (min/max). All refrigerators and freezers are on backup power supply; contents can be transferred to another temporary storage location if the temperature exceeds the acceptable range.
- All documents for studies in which investigational drugs are dispensed are stored and accessed electronically. This includes the latest versions of the protocol, drug shipments received and subject dosing information. Froedtert Hospital utilizes Vestigo®, a web-based software, to manage investigational drugs used in clinical trials. Vestigo® employs electronic

drug accountability record forms (eDARFs). Records are retained for a period required by federal law or the sponsor, whichever is longer.

- Temperature probes are calibrated every 2 years, as recommended by the manufacturer, and logs are kept.
- The Investigational Drug Service (IDS) department at the Medical College of Wisconsin has provided our research team updated guidance for the use of Closed System Transfer Devices (CSTD) on medications defined as hazardous category 1, and those with an undeterminable hazardous status. A CSTD is defined as a drug-transfer device that mechanically prohibits transfer of environmental contaminants into the system and escape of hazardous drug or vapor concentrations outside the system. Medical College of Wisconsin will transition to Arisure ® Closed System Transfer Device on **5/2/2023**.
- Hours of operation: Mon-Fri 7:00am to 4:30pm (Day Hospital handles weekend/holiday dispensing)
- Copies of pharmacy SOPs can be viewed using the general SOP link at the end of this document, or upon request.

Disposition and Destruction of Investigational Product:

All vials used for the preparation of investigational drugs will be documented as destroyed onsite on the accountability log upon usage.

Unused or expired study medications will be documented and destroyed. Used medication bottles will be documented upon return from the subject. Used containers will not be stored in the pharmacy. If the sponsor is unwilling to approve destruction of investigational drugs returned by subjects prior to monitor review, a waiver must be requested. An additional fee will be incurred for storage of subject-returned medication bottles. Pharmaceutical waste is placed in appropriate containers and processed off-site by Stericycle, Inc. Costs incurred will be charged to the study account. Complete records are maintained for all drugs returned or destroyed as a part of the perpetual inventory system.

Investigational Pharmacy shipping address: IDS Pharmacy, Room 3147
Cancer Center
Froedtert Hospital
9200 West Wisconsin Ave.
Milwaukee, Wisconsin 53226

IDS Pharmacy SOPs and Policies:

A full list of IDS pharmacy SOPs and Policies is included below. The documents may be found in Florence eBinders™ by following the provided link. Additional information regarding access and training for Florence eBinders™ may be found further below in this document.

Florence Link:

<https://us.v2.researchbinders.com/#/app/teams/60a436a1ab95d90033646cd1/binders/61269c979cd3047460a56ed6/folders/622f5b8c32366c05ad7ad2bd>

List of SOPs/Policies:

- Cancer Center Weight and Height Policy
- Carboplatin Dosing and Management of Hypersensitivity
- Chemotherapy and Biotherapy Dose Rounding
- Clinical Research and Investigational Drugs
- Drug Accountability-Inventory
- FMCWTemp-Excursion
- Formulary Management of Biosimilars
- Hazardous Drugs – Handling and Administration (FMLH)
- IDS Drug Disposition and Destruction
- IDS Monitor Visit SOP
- IDS Records Retention
- Inpatient Oncology Weight_Height Procedure
- Investigational Drug CTEP Provider Status Verification SOP
- Investigational Drug Services Delegation
- Investigational Drug Services Training
- Investigational Drug Services_Master Signature Log
- Investigational Drug Transport to Satellite Sites
- Medication Biosafely Level 2 (BSL2)
- Priming and Administering Intravenous (IV) Investigational (INV) Agents Guideline

CLINICAL FACILITIES

<p>Cancer Center Clinics</p>	<ul style="list-style-type: none"> • 7 disease-specific clinics located on 3 floors of the Cancer Center <ul style="list-style-type: none"> ○ Faith, Hope, Life, & Courage Clinics (solid tumor): 13 exam rooms, 2 consult rooms each ○ Breast Care Center: 13 exam rooms, 3 consult rooms ○ Skin Cancer Center: 4 exam rooms ○ Grace Clinic (Hem/BMT): 16 exam rooms, 3 consult rooms • Open Mon-Fri 8:00am to 4:30pm • Staffed by MDs, APPs (NP and PA), Pharmacists, Clinic RNs, Medical Assistants and Scheduling Coordinators • Cancer Center Laboratory <ul style="list-style-type: none"> ○ 20 total phlebotomy stations, staffed with 18 technicians and 2 RNs ○ Open Mon-Fri 6:20am to 4:00pm
<p>Radiation Oncology</p>	<ul style="list-style-type: none"> • Clinic located on 3rd floor of Cancer Center • Over 18 radiation oncologists on faculty • APEX accredited facility through the American Society for Radiation Oncology • One of the first two institutions in the U.S. to install the Elekta Unity (MR-linac) • The first global site to utilize the Accuray Synchrony system for real-time motion synchronization.

	<ul style="list-style-type: none"> • Imaging modalities include CT, MRI, PET, CT-PET, US, MRSI, and fMRI • Radiation therapy services include the following: <ul style="list-style-type: none"> - Image-guided radiation therapy (IGRT) - Stereotactic body radiotherapy (SBRT) - Superficial X-ray therapy - Stereotactic radiosurgery (SRS) via Gamma Knife - Intensity modulated radiation therapy (IMRT) - Adaptive radiation therapy (ART) - High Dose Rate (HDR) Brachytherapy - Real-time motion monitoring and respiratory gating systems • For a list of our radiation delivery, simulation, treatment planning, and motion management systems, please visit our website.
Interventional Radiology	<ul style="list-style-type: none"> • Two outpatient clinics: 4th floor of the Center for Advanced Care building, 2nd floor of Cancer Center in the Courage Clinic • 9 interventional radiologists on faculty, 9 Advanced Practice Providers • Cancer treatment interventions are performed using imaging guidance (CT, US or fluoroscopy). • Active interventional oncology service provides primary patient-centered evaluation and image-guided therapies, including chemoembolization, TheraSphere and SIR-Sphere radioembolizations, Drug Eluting Bead Transarterial Chemoembolization (DEB-TACE), Conventional Transarterial Chemoembolization (cTACE), radiofrequency and microwave ablation and cryoablation procedures • Able to perform Magnetic Resonance-Guided Focused Ultrasound (MRgFUS)- one of only a handful of centers in US performing this procedure (only one in Wisconsin)
Translational Research Unit (TRU)	<p>Located within the Cancer Center, the TRU is dedicated research space for more intensive procedures, complex protocols (e.g., PKs/PDs, Phase I)</p> <ul style="list-style-type: none"> • Open Mon-Fri 7:00am to 5:00pm, with flexibility to evenings and weekends as needed • 13 infusion bays and a sub-waiting area with room for 2 patients • Staffed with experienced chemotherapy infusion nurses who have received additional training in the care of patients on clinical trials • Staffed with IDS pharmacists • 2 technicians to help with research tasks and scheduling • In unit access to a glucometer, IV pumps, EKG machine, centrifuge, -80°C freezer • 5 syringe pumps (will not accept sponsor supplied syringe pumps) • Equipment specifications: <ul style="list-style-type: none"> ○ BD Alaris PC Pump: Model 8015 ○ Infusion channel BD Alaris Model 8015 ○ BD Alaris syringe pump channel: Model 8110

Day Hospital	<p>Outpatient facility located within Cancer Center for patients needing chemotherapy, blood products, or other types of infusions or advanced services which might otherwise require hospitalization.</p> <ul style="list-style-type: none"> • Open Mon-Fri 7:00am to 7:30pm; weekends and holidays 7:00am to 4:30pm • 41 infusion spaces, including 6 private rooms with private bathrooms, 12 private rooms with shared bathrooms, and 15 semi-private infusion bays • Staffed with experienced chemotherapy infusion nurses, some of whom receive additional training in the care of patients undergoing outpatient blood and marrow transplants • In unit access to a glucometer and IV pumps
24 Hour Clinic	<ul style="list-style-type: none"> • Outpatient clinic providing urgent supportive care to oncology patients • Staffed by oncology nurses cross trained for both inpatient and outpatient, allows access to oncology providers (APP, MD) 24 hours a day • Immediately adjacent to inpatient oncology units in the Center for Advanced Care building • 4 care spaces, access to glucometer, IV pump, EKG, etc. • Can be used for evening/early morning PK draws when TRU is closed
Inpatient	<p>Current dedicated inpatient oncology space:</p> <ul style="list-style-type: none"> • BMT Unit – 32 beds • Malignant Hematology Unit - 32 beds • Solid Tumor / Palliative Care Unit - 30 beds
Emergency	<p>We have a rapid response team for campus emergencies. We have access to Froedtert Hospital’s emergency department which is a designated Level I Trauma and Primary Stroke Center.</p>

IMAGING CAPABILITES AT FROEDTERT HOSPITAL

- MCW radiologists are experienced in RECIST and other oncology interpretation criteria.
- The MCW Department of Radiology Quantitative Imaging Lab (QIL) uses Precision Imaging Metrics (PIM) software for tracking tumor response to therapy using imaging. Designees in MCW Radiology perform measurements and calculate response using protocol-specified criteria (e.g., RECIST, ir-RECIST, Lugano, RANO, MacDonald, etc.).
- The MCWCC utilizes the clinical radiology services of Froedtert Hospital for imaging CT, MRI, PET, X-ray, DEXA, bone scans, digital mammography, etc.
 - The scanning parameters of each protocol are reviewed by the Froedtert Hospital clinical leads of each radiology modality. Our standard imaging protocols are defined for clinical care; research protocol requests are reviewed against the clinical routine care standard. If Froedtert can commit resources to a protocol request that is different from our routine care protocol, the work effort/costs* are communicated to the MCW researcher. With those exceptions, research protocol imaging requirements are built and expectations are shared with the research team.

- Requests for biopsies under an imaging modality (routine care vs. research-only) are reviewed using similar review analysis. For those requests that are not in line with the routine care workflow, the MCW researcher works collaboratively with the MCW Institutional Tissue Bank to facilitate based on each protocol requirement. Commitments/work effort/costs are shared with the MCW researcher.
- Digital CT and MRI images are available in uncompressed DICOM format. The MCWCC works with the imaging data center at MCW's Clinical & Translational Science Institute (CTSI) to acquire the image/data and send to sponsors/core imaging via secured websites. The CTSI provides image de-identification services.
- The MCWCC research study team is responsible for scheduling all imaging appointments, identifying any unique imaging requirements as defined by the Froedtert radiology lead review of the research protocol.

CT

- Froedtert Hospital has multi-detector helical scanners. Spiral and conventional CT can be performed without and/or with contrast.
- Froedtert Hospital utilizes a power injector for IV contrast.
- Slice thickness, spacing and reconstruction are dependent on many variables. The Froedtert Hospital Lead CT technologist reviews each research study to determine our ability to perform the image as requested. If the request is different from our routine care standard, a new protocol (*see above) may be built and used at each research exam as necessary.
 - Due to the high volume of clinical patients scheduled on our scanners, research protocols *cannot* request that the same CT scanner be used for all the subjects.

MRI

- Froedtert Hospital has both 1.5T and 3.0T MRI scanners.
- Froedtert Hospital has an MRI-compatible power injector for IV contrast.
- Froedtert Hospital utilizes phased array coils.
- Slice thickness, spacing and reconstruction are dependent on many variables. The Froedtert Hospital Lead MRI technologist reviews each research study to determine our ability to perform the image as requested. If the request is different from our routine care standard, a new protocol (*see above) may be built and used at each research exam as necessary.
 - Due to the high volume of clinical patients scheduled on our scanners, research protocols *cannot* request that the same MRI scanner be used for all the subjects.

The MCWCC Research Manager will work through Froedtert Hospital's OCRICC to collaborate with radiology staff for research project (study-specific) questions regarding imaging capabilities.

LABORATORY INFORMATION

Cancer Center CTO Research Lab	<ul style="list-style-type: none"> ● Refrigerator (2-8°C) as well as -20°C and -80°C freezers ● Refrigerated and room temperature centrifuges ● Vortex, water bath, heat block, cell counter, pipettors <ul style="list-style-type: none"> ○ Biological Safety Cabinet ● Access to dry ice, wet ice
-----------------------------------	---

	<ul style="list-style-type: none"> • Refrigerator and freezers are temperature monitored and alarm if they go out of range. They are on backup emergency power in case of power outage. • Our site has received IATA training in shipping biological or hazardous samples. • We routinely ship samples to central labs using FedEx, UPS, DHL, Marken, and World Courier; able to ship samples the day they are drawn. <p>Lab Shipping Address:</p> <p>Megan Kocaja, CCCTO Laboratory Medical College of Wisconsin Cancer Center Clinical Trials Office Room C2221 9200 W. Wisconsin Ave. Milwaukee, WI 53226</p> <p>*Central lab kits will not be accepted until 1 week prior to SIV</p>
Local Lab	<p>Wisconsin Diagnostic Laboratories 9200 W. Wisconsin Avenue Milwaukee, WI 53226 Phone: 414-805-7600 http://www.wisconsinidiagnostic.com/index.htm</p> <p>Certifications and Accreditations: College of American Pathologists, American Association of Blood Banks, Clinical Laboratory Improvement Amendments, Food and Drug Administration</p>

MEDICAL RECORDS and DATA/INFORMATION SYSTEMS

Computer Capability

- Each research staff member has a dedicated computer.
- For security we have internal firewalls and virus software on all computers.
- High speed internet access – cable, broadband, wireless
- MCW IT support is available Mon-Fri 7am to 5pm, with limited support available after hours.
- We employ a clinical trial management system (OnCore, from Advarra), with electronic calendars and SAE/deviation monitoring capabilities

Source Data

- We utilize electronic medical records (Epic). This system includes laboratory reports, radiology reports, progress notes, procedure notes, etc.
- We have a CFR Title 21, Part 11 Attestation that electronic signatures in Epic are the legally binding equivalent of handwritten signatures, protected via user ID and password.
- Some source data may be located in Florence [eBinders™](#). This [is a 21 CFR 11-validated system used to house documents electronically](#).
- An audit trail exists for all creation, deletion, and modification of electronic source data.

- Paper copies of source data are available as shadow charts when monitors are on site. Access to Epic via EpicCare Link is available to monitors upon request.

Data Capture

- We have experience with multiple electronic data capture systems including OnCore, Medidata RAVE, IVRS, Open system, Phase Forward, Inform, Data Trak, Oracle Clinical Remote Data Capture, among others

Data Storage

- Secured to protect patient privacy
- All Regulatory and CRF study documents are held for a minimum of 10 years after study closure.
- Offsite archiving
 - Iron Mountain Storage, 5255 South International Drive, Cudahy WI 53110 and 5170 South 6th St., Milwaukee, WI 53187
 - C.H. Coakley & Company, 2151 North Dr. Martin Luther King Drive, Milwaukee, WI 53212

MONITORING VISITS

Meeting with Study Team

- ****Effective March 2020 and until further notice, MCW is limiting visitor and vendor access to the Cancer Center. Visitors, including guests, contractors, and vendors, are strongly encourage to refrain from coming to campus. There may be a few exceptions for mission-critical services.**
- We have designated space for monitor visits in the research office.
- Monitors have access to a printer and copier, as well as access to wireless internet.
- Monitoring visits must be arranged at least two weeks in advance. The study coordinator will facilitate identifying a date when required participants and space will be available. After the date is agreed upon, we must receive written notice of the visit at least two weeks prior to arrival, including a list of the required participants and the focus of the visit. Every effort will be made to have the study coordinator, PI, pharmacy and regulatory staff available for the visit if requested. Please note that if a monitor wants to review multiple studies during the same visit, we require two weeks advance notice for each study (i.e., studies cannot be reviewed impromptu).
- Subject shadow charts and regulatory binders are made available for monitors. Access to EpicCare Link can be arranged with at least two weeks advance notice. EpicCare Link is a web-based application that allows study monitors to access subjects' medical records. New monitors wanting access should request an account here: <https://www.froedtert.com/epiccarelink>
- [Effective July 1, 2021, management of regulatory documents may be in Florence eBinders™. This 21 CFR 11-validated system will provide sponsors/CROs with real-time access to regulatory documents. Training for study monitors will be provided.](#)
- For additional information, please see our SOP regarding monitoring visits located [here](#) (6.1. Study Monitors & Monitoring Visits).

Visiting Investigational Pharmacy

- Virtual or remote monitor visits are preferred
- In the event that the visit can't be completed virtually, the Investigational Pharmacy is available for monitor visits Mon-Fri 8:30am to 1:00pm.
- In-person monitor visits will be associated with an additional fee.
- Monitors must contact the Pharmacy directly to set up a visit, and visits must be scheduled at least one week in advance. A maximum of three monitor visits per day is allowed, and visit requests are accommodated on a first come, first served basis.
- For each visit request, the Pharmacy needs to know the name of the study/studies the monitor needs to review, as well as an estimate of how much time a monitor anticipates spending at the pharmacy.
- Access to Vestigo® will be provided for each visit. Monitors are expected to bring their own devices to access the electronic accountability logs during the visit. Paper logs will not be printed if they are available in Vestigo®.

SOPs

Our Clinical Trials Office has written Standard Operating Procedures (SOPs) that include our policies on patient screening and enrollment, consenting, study monitor visits, and external safety reports.

Please access the current SOP versions here: <https://www.mcw.edu/departments/cancer-center/clinical-trials/sops-for-research-staff>